

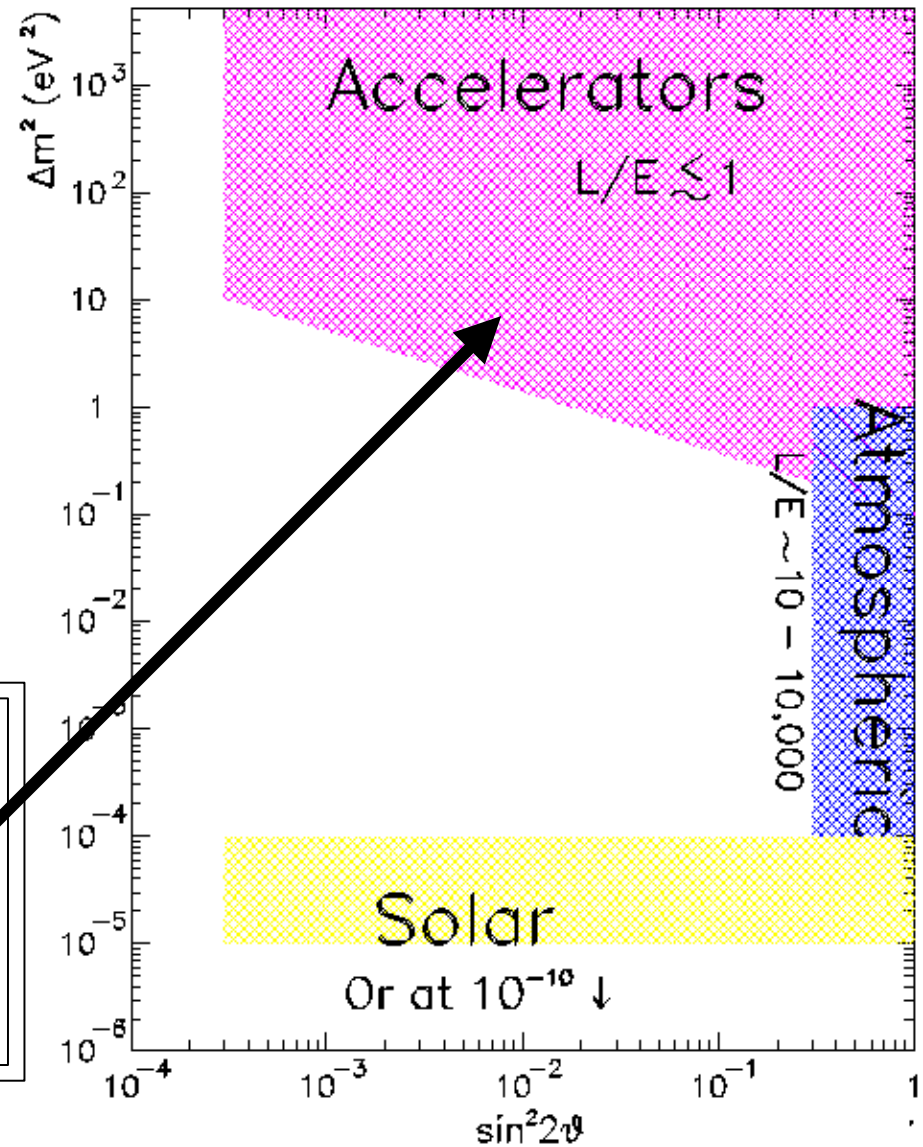
MiniBooNE: Status and plans

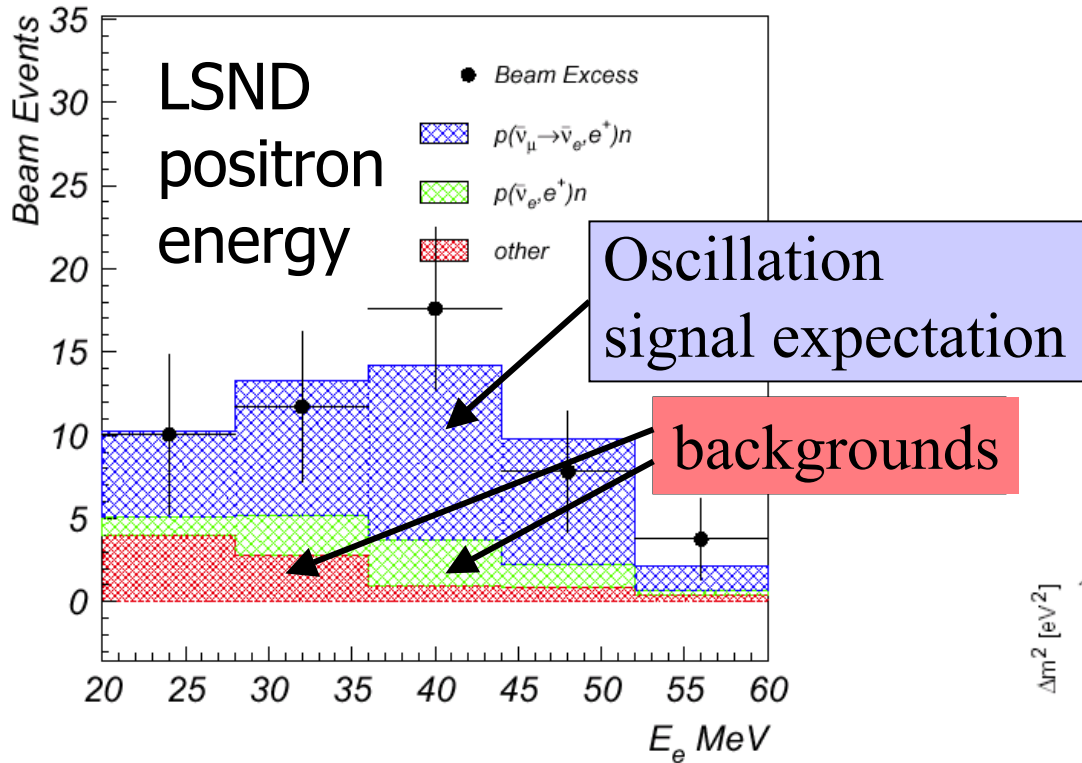
*Andrew Bazarko, Princeton University
ICHEP, Amsterdam, 27 July 2002*

$\nu_{\mu} \rightarrow \nu_e$ at high Δm^2

LSND and Karmen II Results

Status of MiniBooNE





LSND and KARMEN search for $\bar{\nu}_\mu \rightarrow \bar{\nu}_e$

Source is μ^+ decay at rest
endpoint energy 53 MeV

LSND

Signal above background:

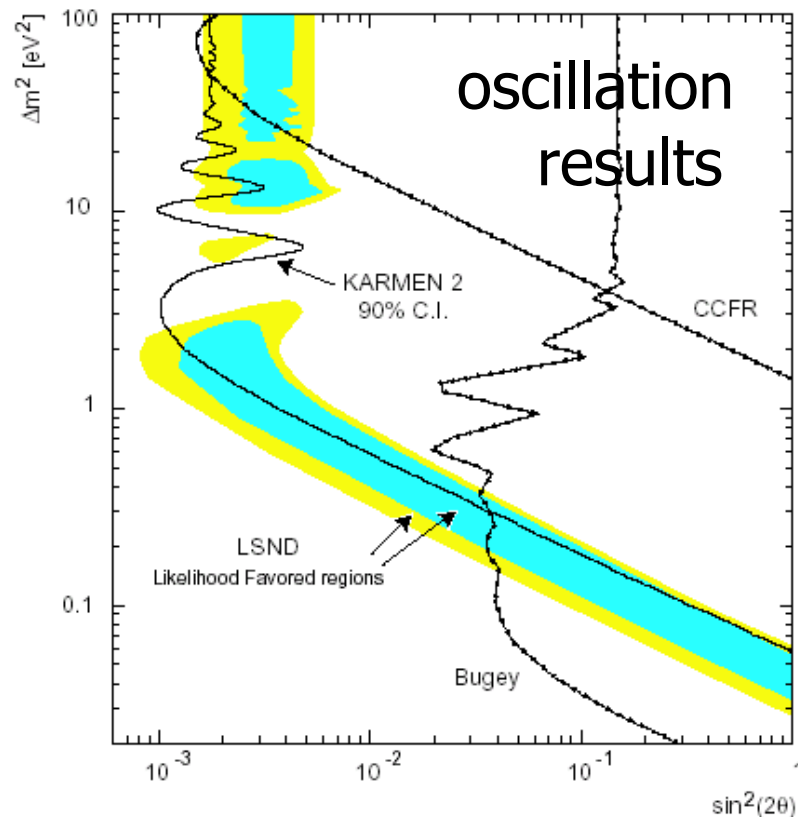
$87.9 \pm 22.4 \pm 6.0$ events

Oscillation Probability:

$(0.264 \pm 0.067 \pm 0.045)\%$

KARMEN 2

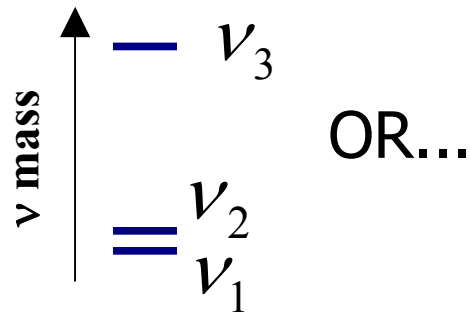
Excludes part of LSND region



ν Oscillation Scenarios:

With current results from solar, atmospheric, and LSND ν -oscillation searches ($3 \Delta m^2 s$), we have an interesting situation:

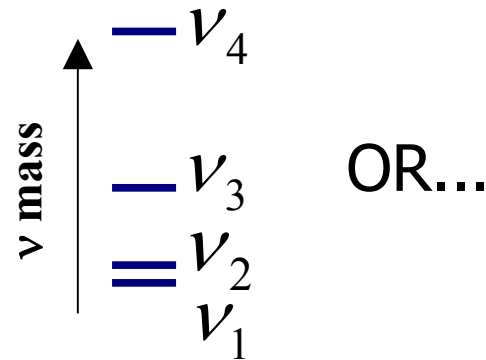
Only 3 active ν :



solar : $\nu_e \rightarrow \nu_\mu$
 atmos : $\nu_\mu \rightarrow \nu_e, \nu_\tau$
 LSND : $\bar{\nu}_\mu \rightarrow \bar{\nu}_\tau \rightarrow \bar{\nu}_e$

- not a good fit to data

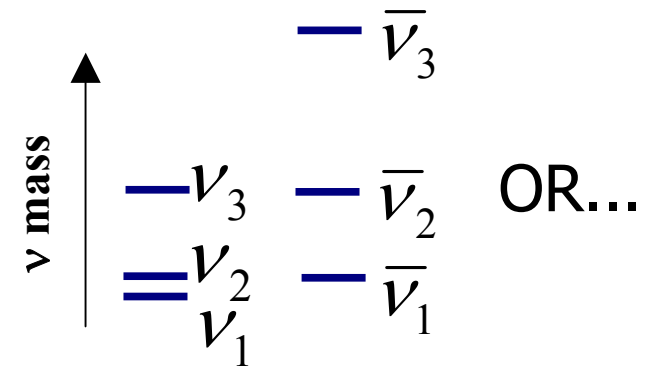
3 active+1 sterile ν :



solar : $\nu_e \rightarrow \nu_\mu, \nu_\tau$
 atmos : $\nu_\mu \rightarrow \nu_\tau$
 LSND : $\bar{\nu}_\mu \rightarrow \bar{\nu}_s \rightarrow \bar{\nu}_e$

- possible(?)

CPT violation:



solar : $\nu_e \rightarrow \nu_\mu$
 atmos : $\nu_\mu \rightarrow \nu_\tau$
 LSND : $\bar{\nu}_\mu \rightarrow \bar{\nu}_e$

- possible(?)

Need to definitively check the LSND result.

Enter: MiniBooNE

High statistics

*×10 more events than LSND
(~2 calendar years)*


Different systematics

*× 10 higher beam energy
different event signatures and
backgrounds*

High significance

*5 σ over entire LSND region as a “counting experiment”
(more significant when energy dependence is included)*

Start to run in summer 2002



BooNE Collaboration

Y. Liu, I. Stancu

University of Alabama, Tuscaloosa, AL 35487

S. Koutsoliotas

Bucknell University, Lewisburg, PA 17837

E. Church, C. Green, G.J. VanDalen

University of California, Riverside, CA 92521

E. Hawker, R.A. Johnson, J.L. Raaf

University of Cincinnati, Cincinnati, OH 45221

T. Hart, E.D. Zimmerman

University of Colorado, Boulder, CO 80309

J.M. Conrad, J. Link, J. Monroe,

M.H. Shaevitz, M. Sorel, G.P. Zeller

Columbia University, Nevis Labs, Irvington, NY 10533

D. Smith

Embry Riddle Aeronautical Univ., Prescott, AZ 86301

C. Bhat, S J. Brice, B.C. Brown, L. Bugel,
B.T. Fleming, R. Ford, F.G. Garcia, P. Kasper,
T. Kobilarcik, I. Kourbanis, A. Malensek,
W. Marsh, P. Martin, F. Mills, C. Moore,
P. J. Nienaber, E. Prebys, A. Russell,
P. Spentzouris, R. Stefanski, T. Williams

Fermi National Accel. Laboratory, Batavia, IL 60510

D. C. Cox, A Green, H. -O. Meyer, R. Tayloe

Indiana University, Bloomington, IN 47405

G.T. Garvey, W.C. Louis, G.B. Mills, V. Sandberg,
B. Sapp, R. Schirato, R. Van de Water, D. H. White
Los Alamos National Lab, Los Alamos, NM 87545

R. Imlay, W. Metcalf, M. Sung, M.O. Wascko

Louisiana State University, Baton Rouge, LA 70803

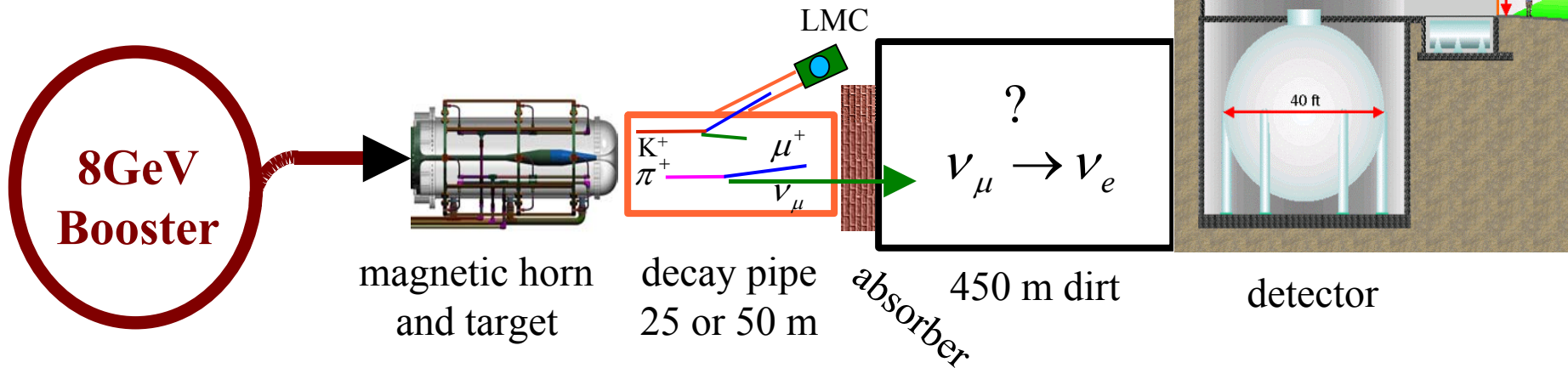
J. Cao, Y. Liu, B.P. Roe

University of Michigan, Ann Arbor, MI 48109

A.O. Bazarko, P.D. Meyers, R.B. Patterson,
F.C. Shoemaker

Princeton University, Princeton, NJ 08544

MiniBooNE



The FNAL Booster

injects beam to the Be target

resulting mesons decay

neutrinos traverse 450 m of dirt

to the oil-based Cherenkov detector

source:

$\pi^+ \rightarrow \mu^+ \nu_\mu$ search for $\nu_\mu \rightarrow \nu_e$, which leads to e^- in detector

backgrounds are: ν_μ interactions with mis-id μ^- or π^0 as e^-
 intrinsic ν_e in the beam from μ^+ or K -meson decay

The Booster

8 GeV proton accelerator built to supply beam to the Main Ring, it now supplies the Main Injector

Booster must now run at record intensity

MiniBooNE will run simultaneously with the other programs:

e.g. Run II + MiniBooNE

5×10^{12} protons per pulse, machine running at a rate of 7 Hz
(5 Hz for MiniBooNE)

MiniBooNE: 5×10^{20} protons on target in one year



Due to radiation issues it will be a challenge to reach these goals.



A magnetic horn focuses the charged particles to the detector.

Initially positive particles will be focused
(neutrinos) $\pi^+ \rightarrow \mu^+ \nu_\mu$

then the horn current can be reversed
(antineutrinos) $\pi^- \rightarrow \mu^- \bar{\nu}_\mu$



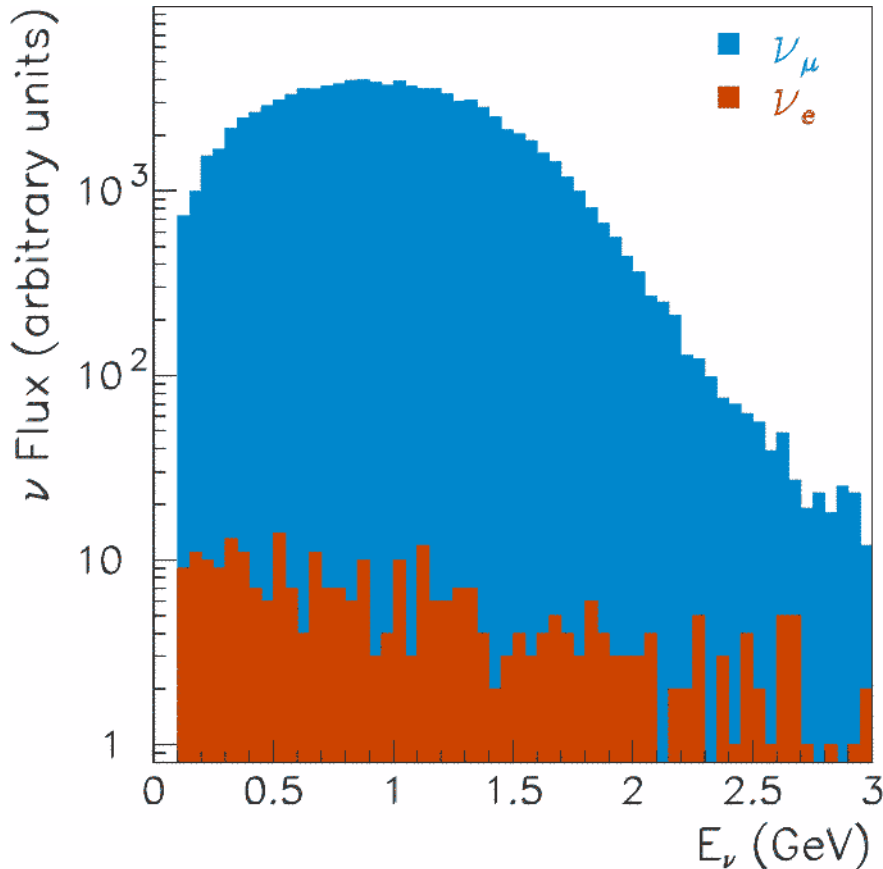
170 kA in 140 μ sec pulses @ 5 Hz

Tested to 10 million pulses
behaves as expected
(vibration, temperature, etc.)

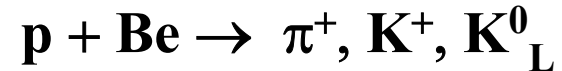


Neutrino Flux at the Detector

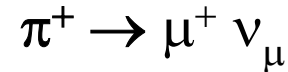
The $L/E \sim 1$ m/MeV is similar to that at LSND.



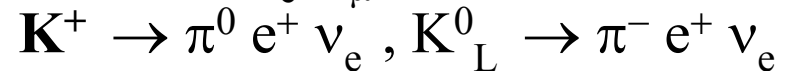
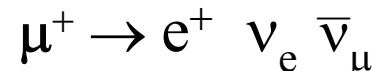
-8 GeV protons on Be:



-yield a high flux of ν_μ :



-with a low background of ν_e :




Flux estimate is important!

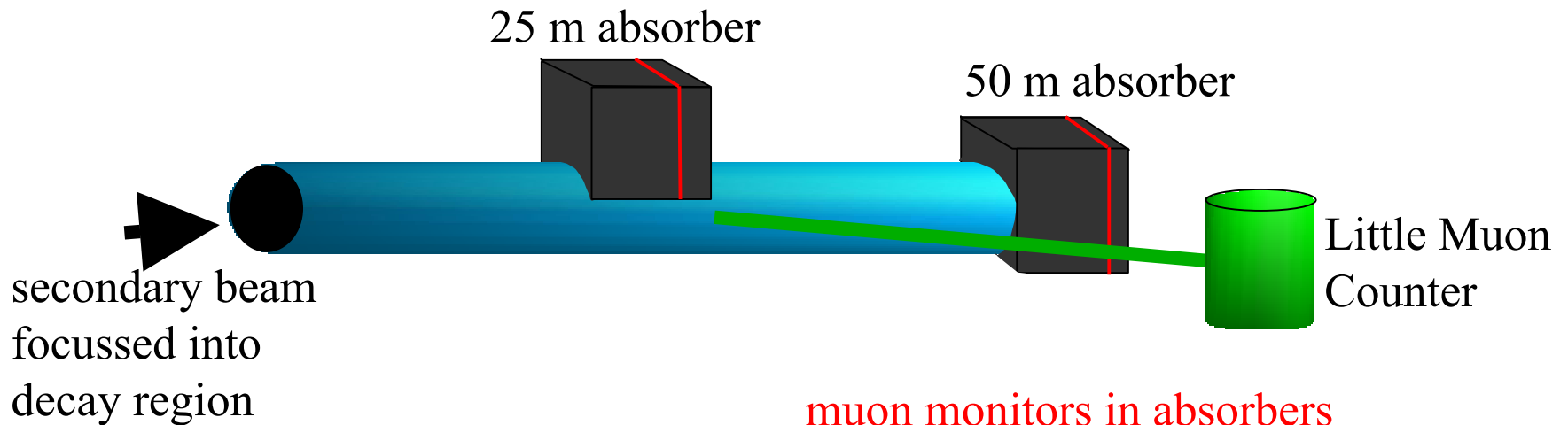
Secondary particle production

Meson production
by 8 GeV protons
on MiniBooNE target slug
will be measured by
the HARP experiment at CERN
in August.

CERN PS214 -- HARP



MiniBooNE secondary beam cross-checks



MiniBooNE secondary beam cross-checks

-Varying the length of the decay region from 50 m to 25 m
checks μ background

Rate of ν_μ from π depends on L , whereas rate of ν_e from μ depends on L^2 .

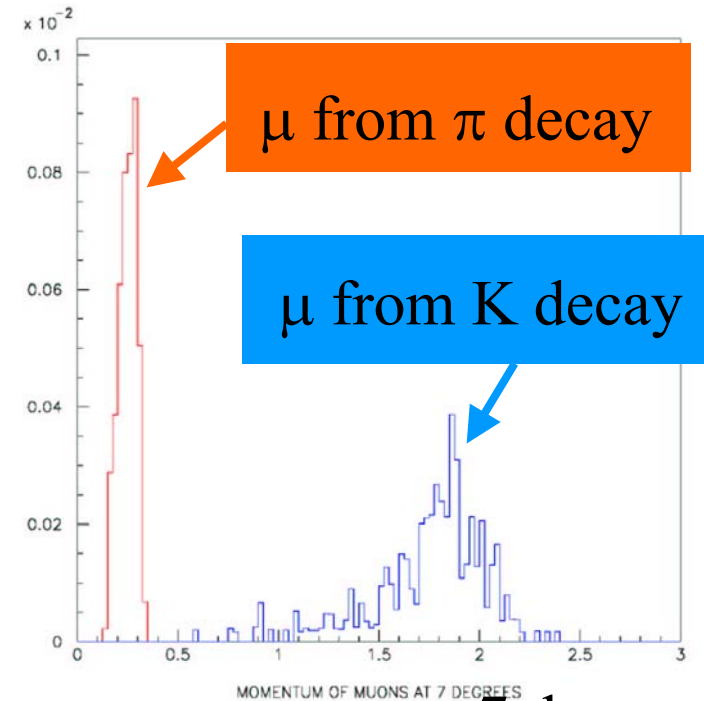
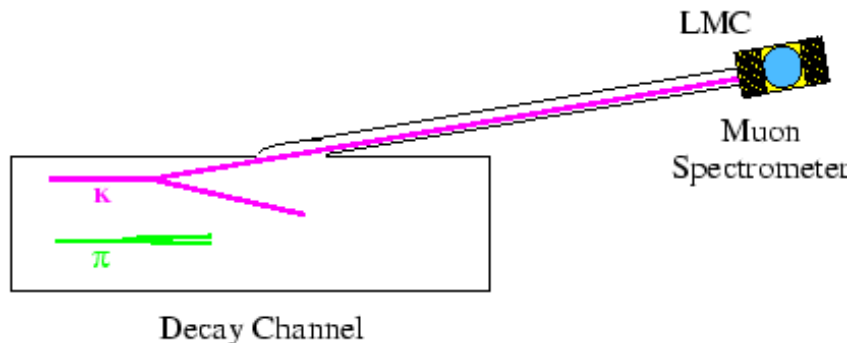
Therefore, if an excess is the signal, the rate will change by $\times 2$

Excess from unmodeled ν_e from μ decay will change by $\times 4$

-Little Muon Counter (LMC)

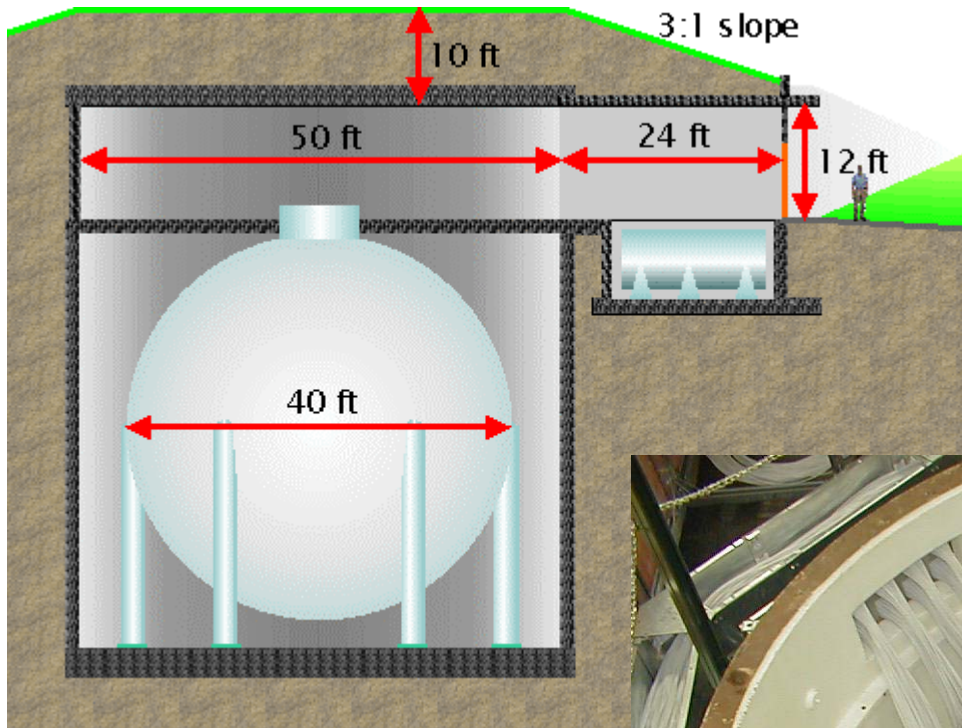
checks K background

Exploits wide-angle decays of kaons
to measure their presence



muon momentum at 7 degrees

MiniBooNE detector



MiniBooNE detector

pure mineral oil

total volume: 800 tons (6 m radius)

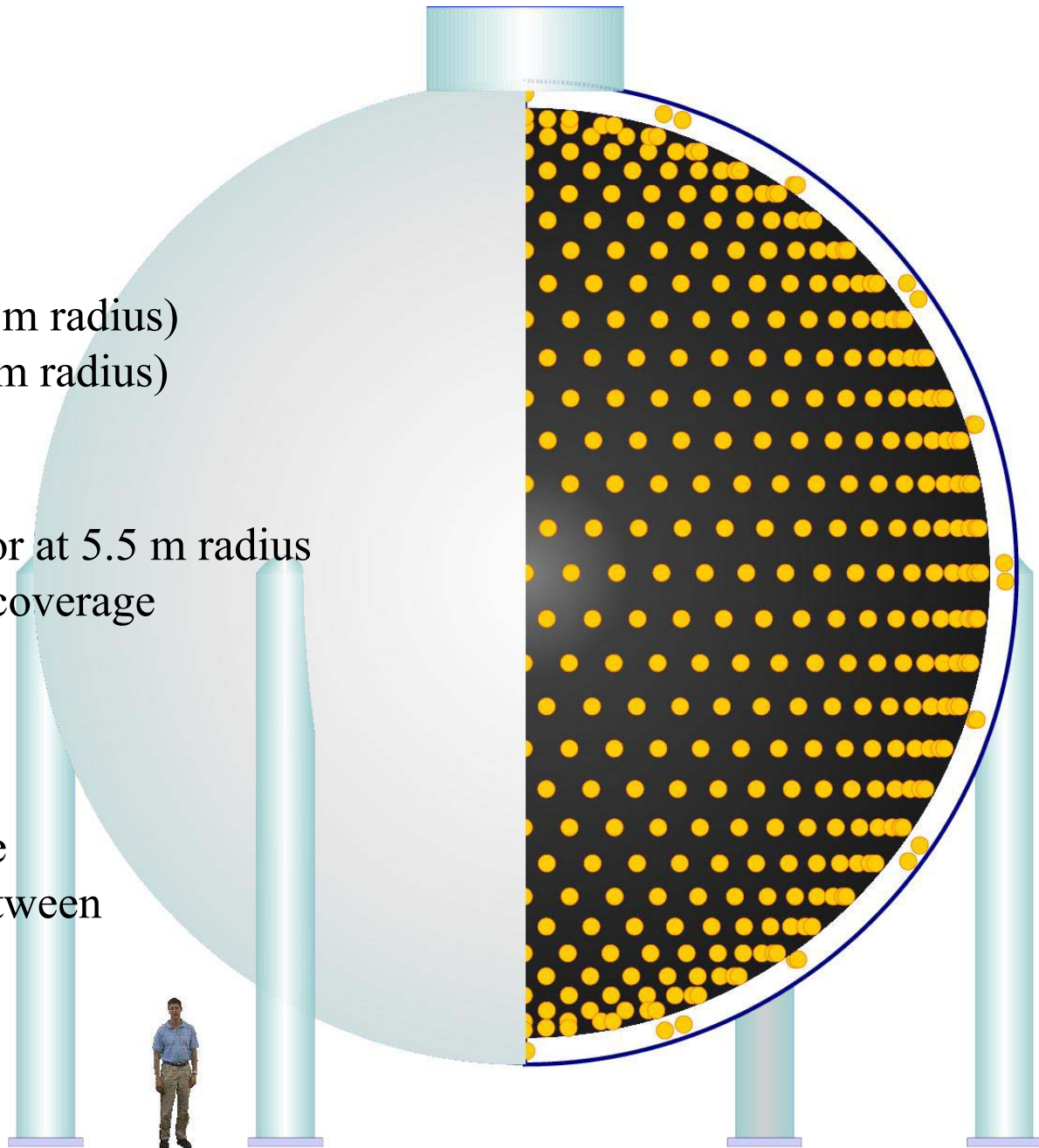
fiducial volume: 445 tons (5m radius)

1280 20-cm PMTs in detector at 5.5 m radius

→ 10% photocathode coverage

240 PMTs in veto

Phototube support structure
provides opaque barrier between
veto and main volumes



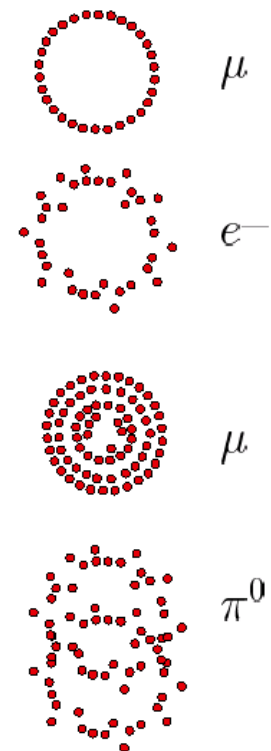
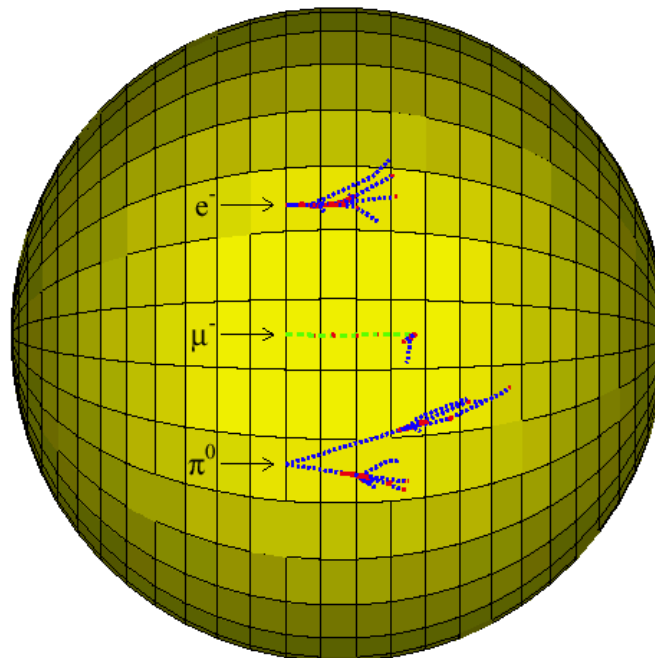
Analysis: e , μ , π^0 discrimination

Pattern of hit tubes (with energy and time information) allows for the separation of different event types.

signatures substantially different from LSND

x10 higher energy

neutron capture does not
play a role

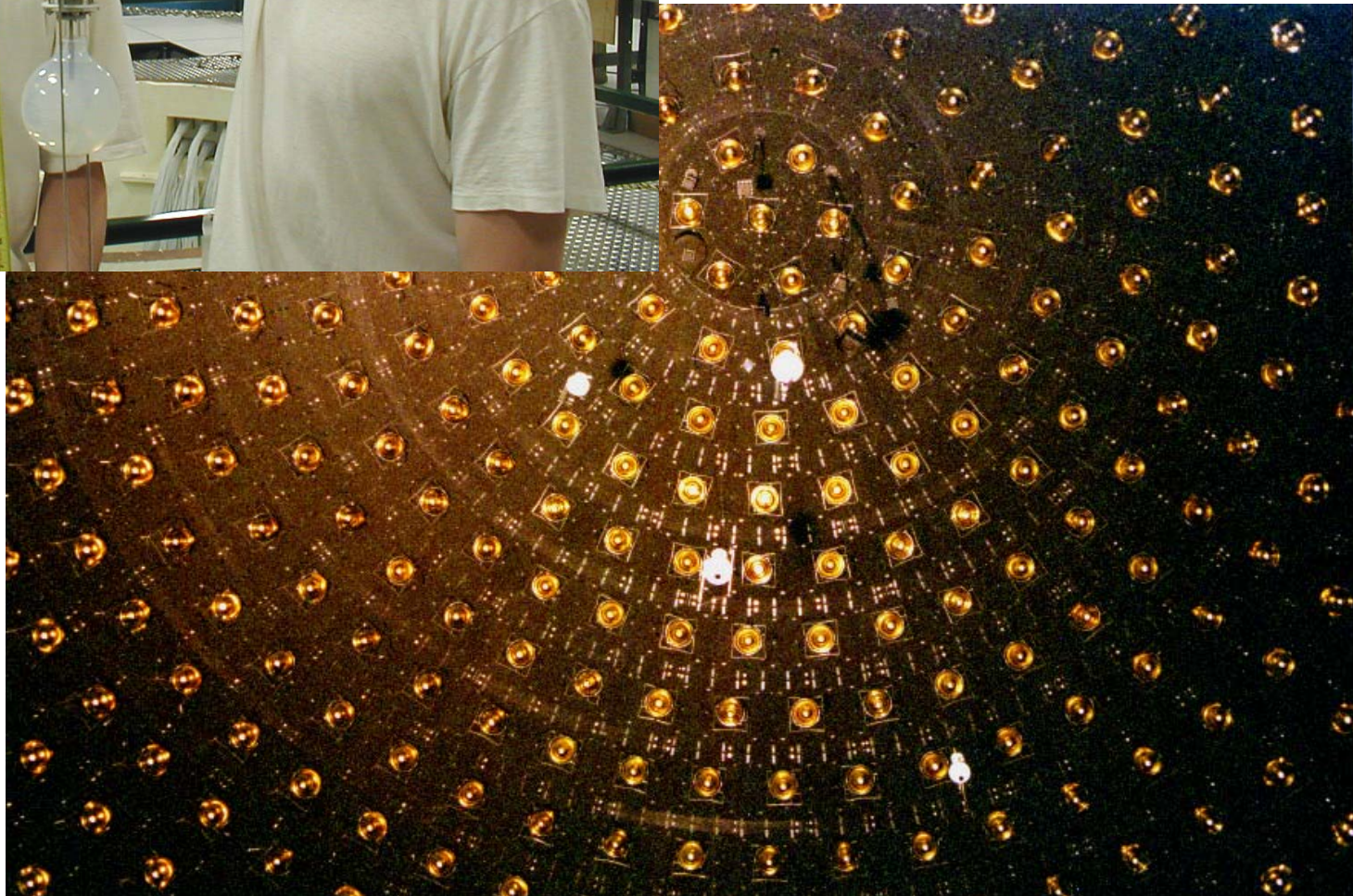


Laser calibration system

four Ludox-filled
flasks attached to
fiber optic cables



provide:
PMT gain
and timing
and
oil attenuation
length
monitoring



Stopping muon calibration system

Scintillator tracker above the tank

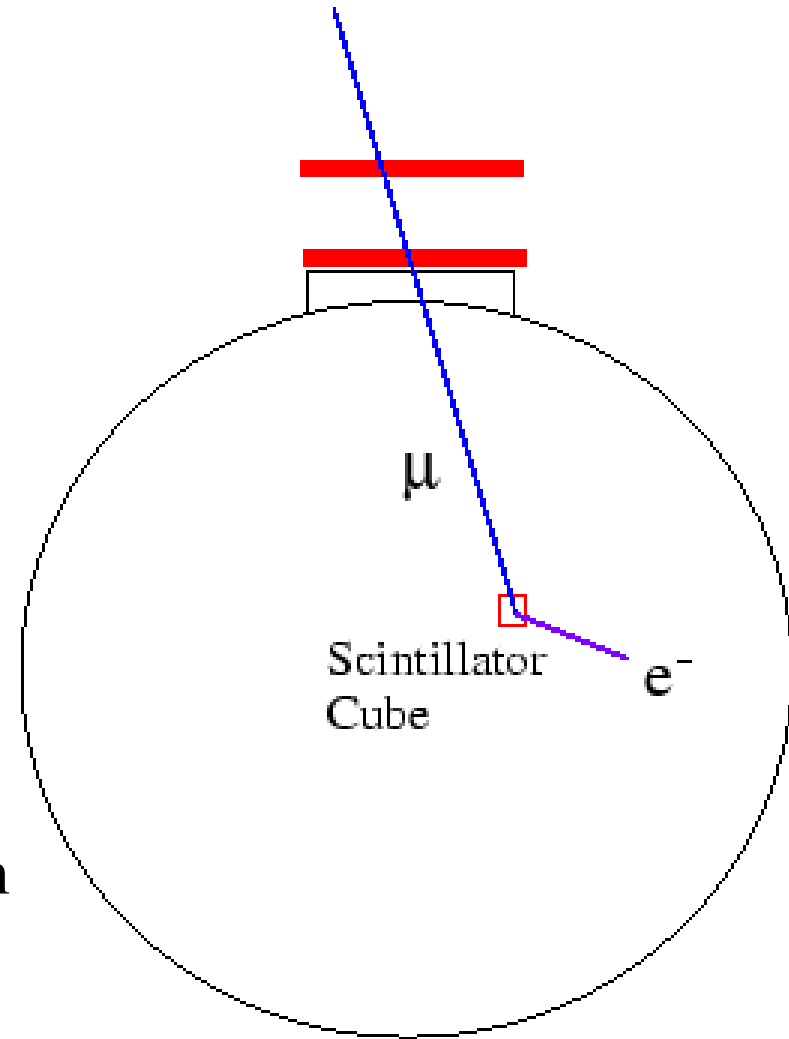


Optically isolated scintillator cubes
in tank:

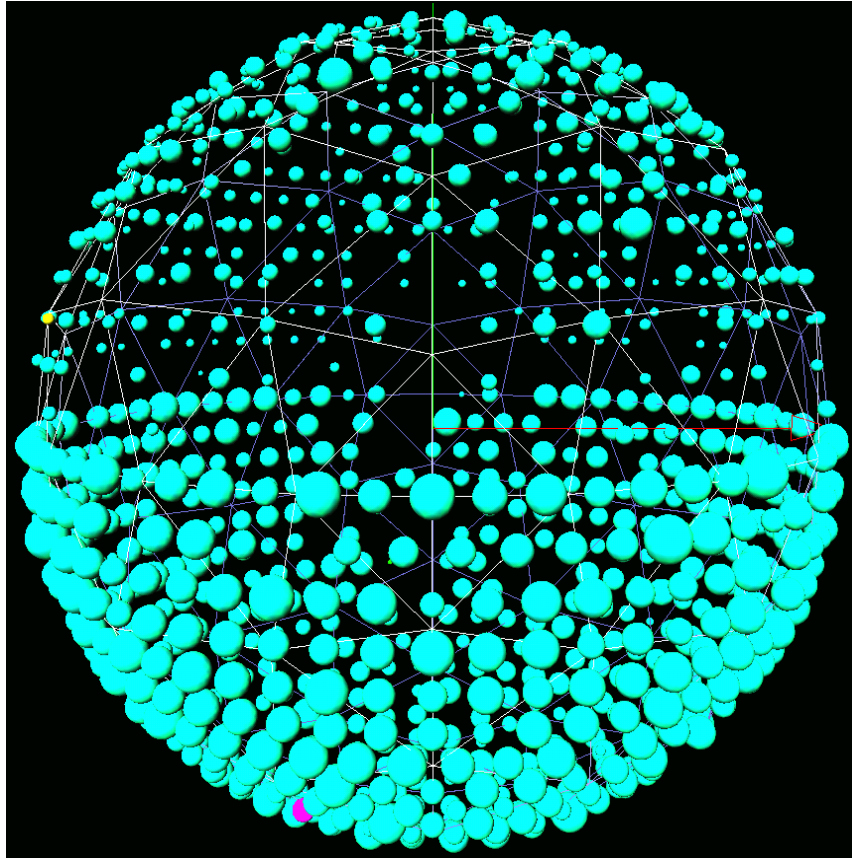
six 3-inch (7.6 cm) cubes
one 4-inch cube

Muons with known trajectory
through the oil

Provides: range for energy calibration
cross checks on reconstruction
algorithms




Calibration events are being collected



laser event, tank ~1/2 full of oil

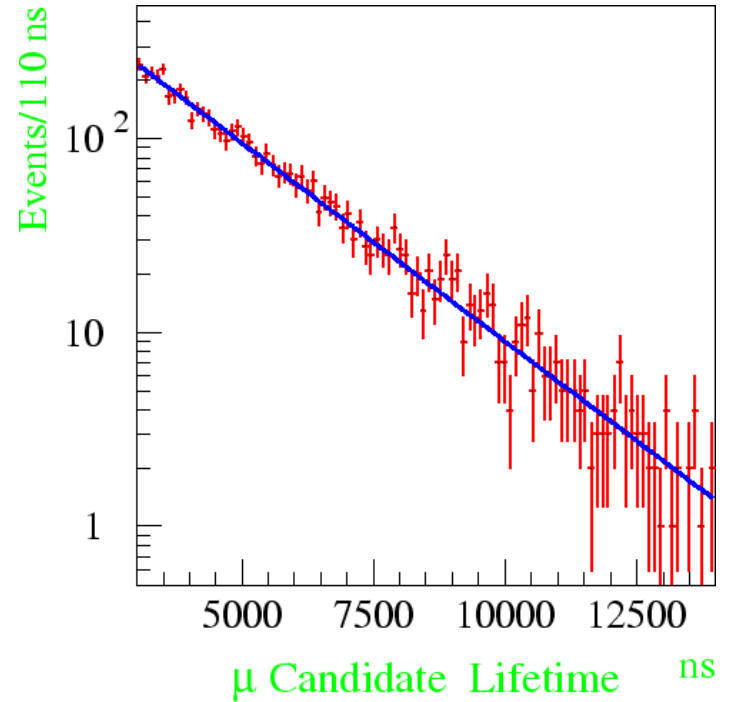
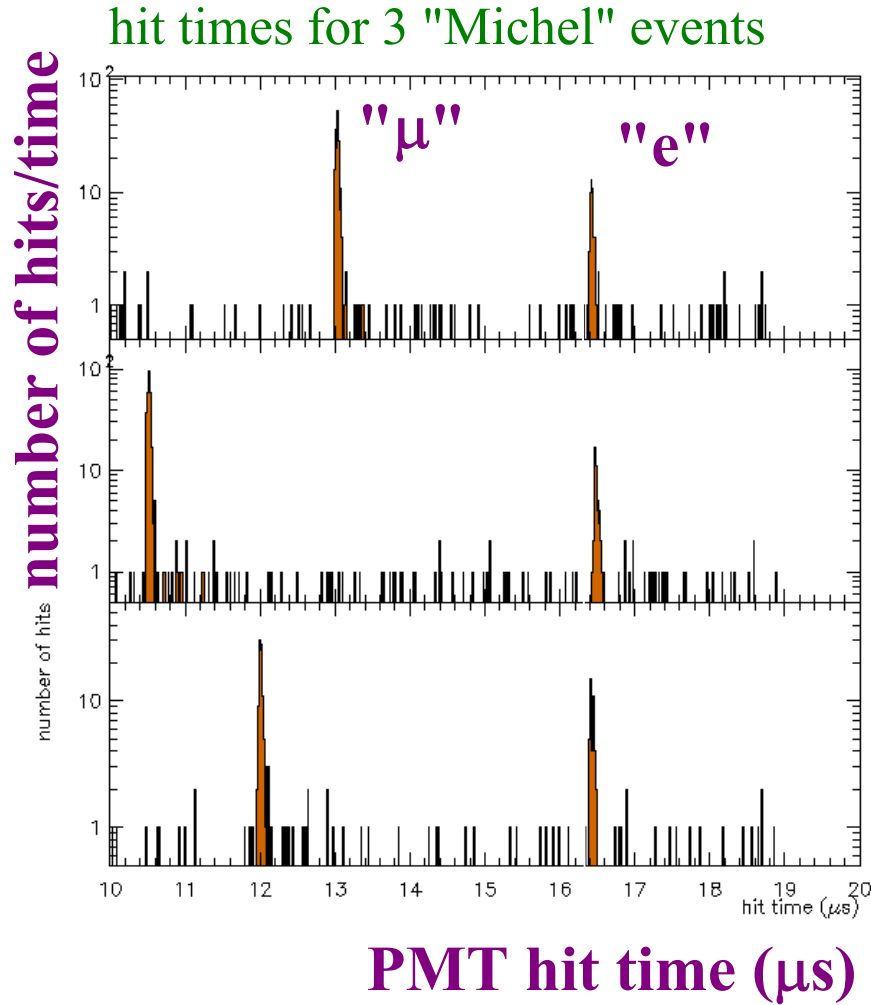
(size of each hit is proportional to charge)

cosmic muon



Cosmic Muon Decays

muon stops and the decay (Michel) electron is observed



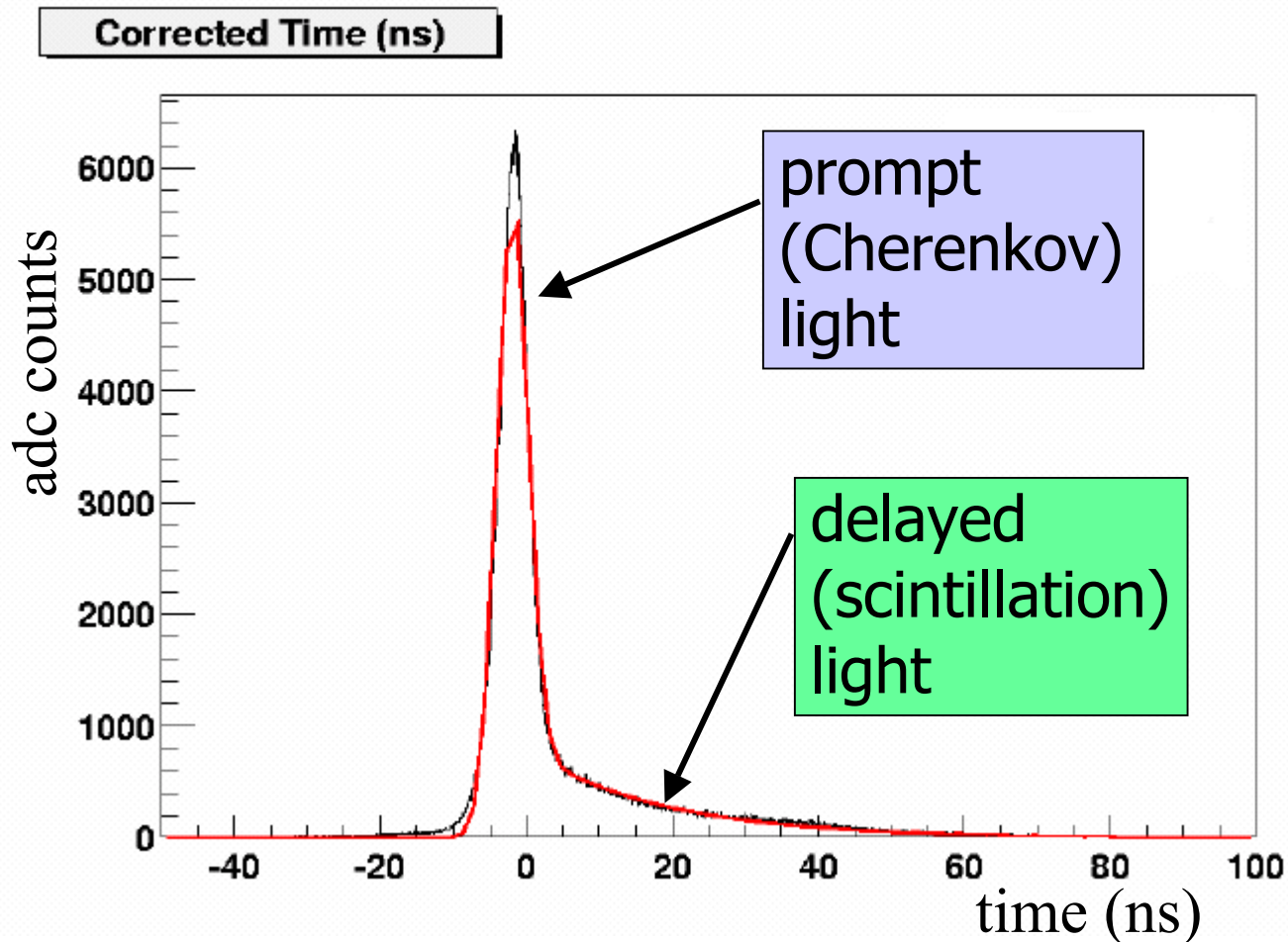
Fit Lifetime:

$$\tau = 2.12 \pm 0.05 \mu\text{s}$$

Expected μ lifetime in oil
2.13 μs
with 8% μ^- capture on carbon.

Time spectrum of Michel electrons

Measure, e.g., time resolution
scintillation time constant

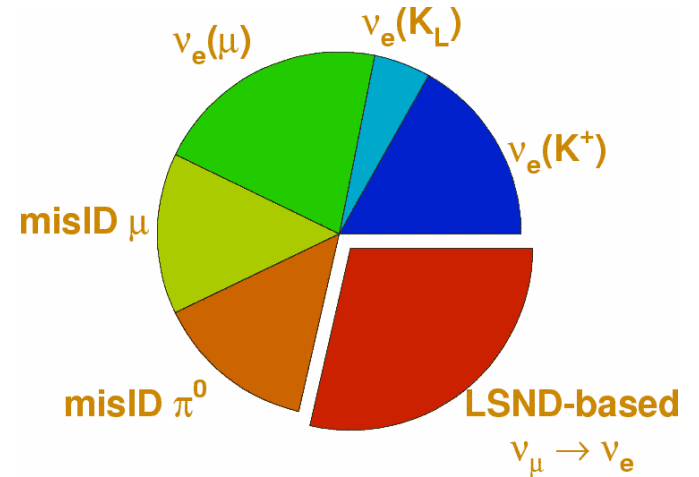


MiniBooNE expected signal

with 10^{21} protons on target (2 years)

~500k ν_μ C charged current events

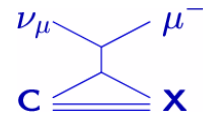
Approximate number of electron neutrino-like events



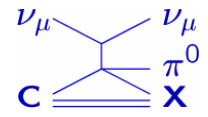
Intrinsic ν_e background: 1,000 events



μ mis-ID background: 500 events



π^0 mis-ID background: 500 events

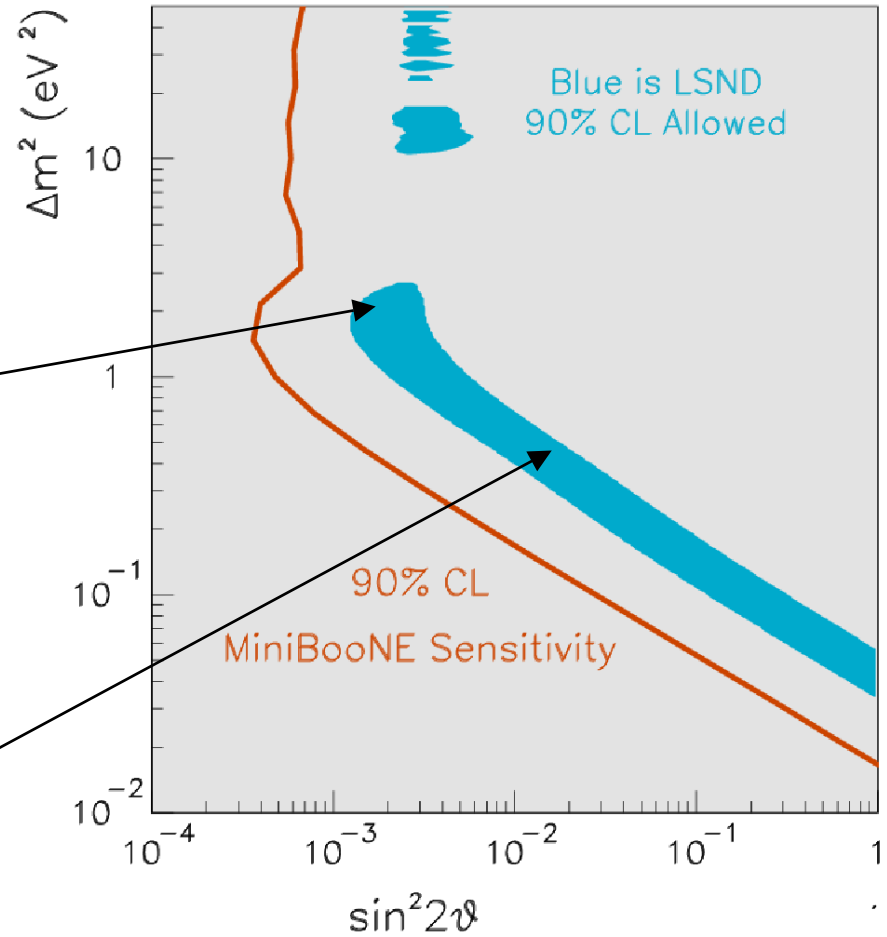
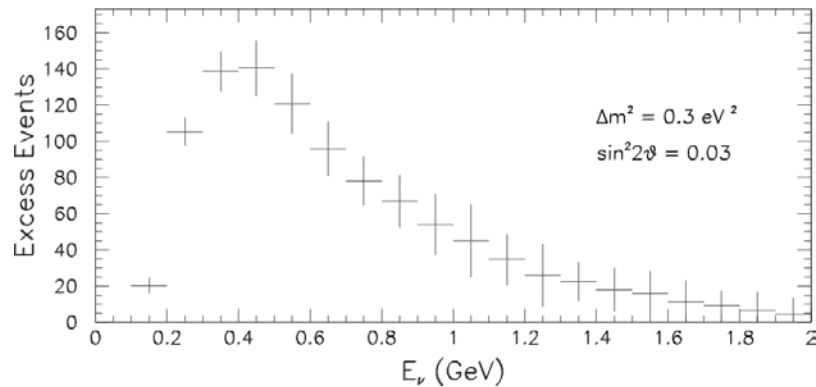
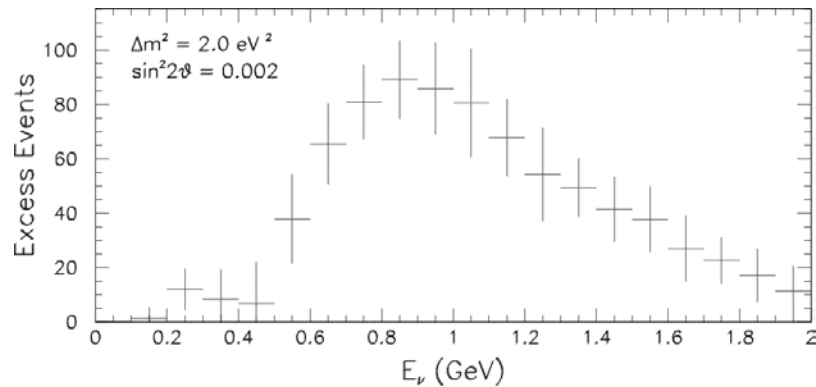


LSND-based $\nu_\mu \rightarrow \nu_e$: 1,000 events



MiniBooNE expected sensitivity

With two years of running MiniBooNE should be able to confirm or rule out the entire LSND signal region.



MiniBooNE status

Neutrino beam to be delivered in August.

summer 2002:

May: detector full of mineral oil

June: detector calibration

proton line commissioning

horn installed,

hot horn handling demonstrated

July: horn removed and protons delivered through target pile, study spot size, beam monitors

August: final beam/horn/target configuration and start of high intensity running

