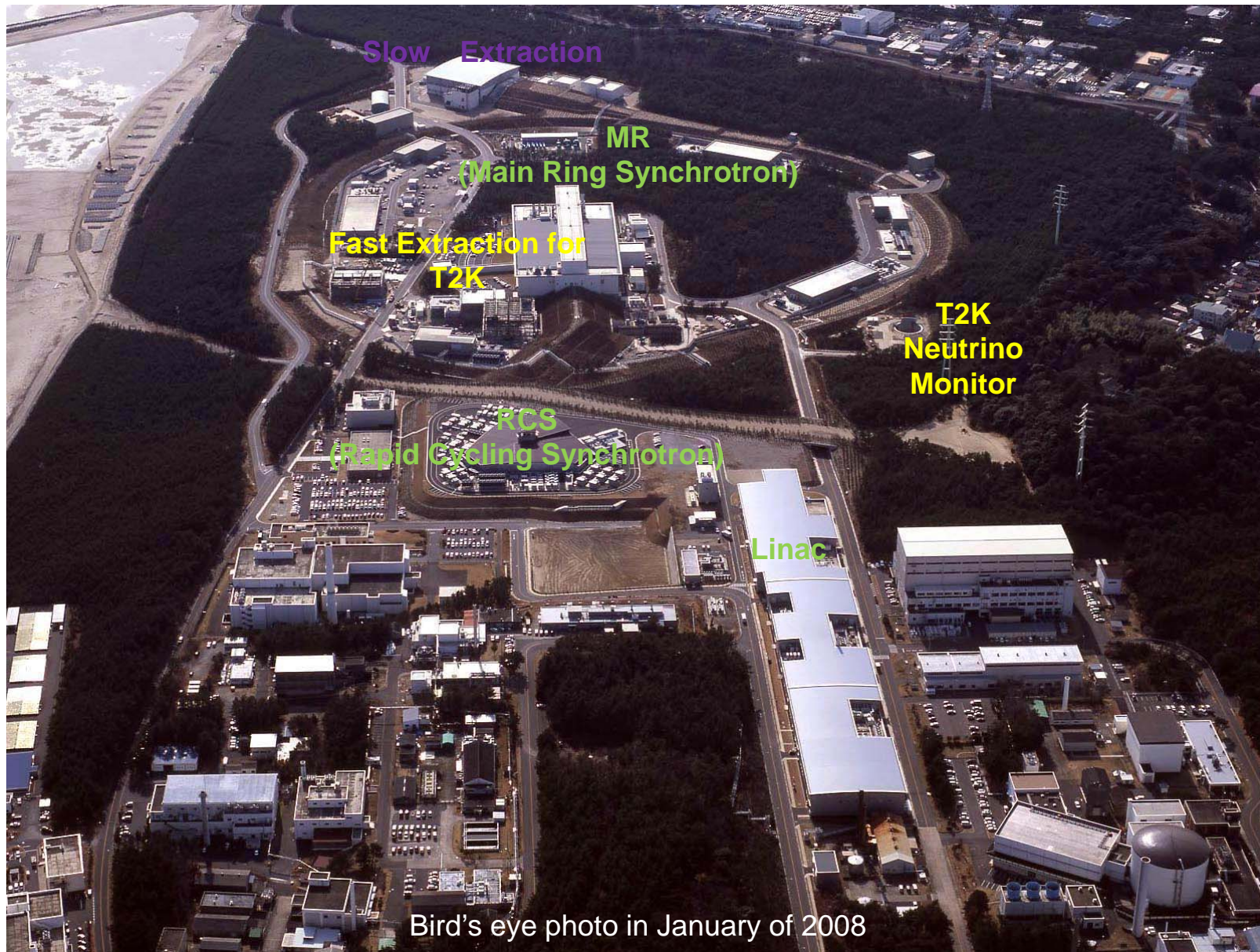


J-PARC Neutrino Beam

1. J-PARC Accelerator/ Neutrino Beamline construction status and commissioning plan
2. T2K as a first experiment utilizes J-PARC Neutrino Beam (already covered by Dr. Laura Kormos yesterday)
3. Accelerator upgrade plan (KEK Roadmap)
4. Possible Future Discovery Experiment with J-PARC Neutrino Beam
5. Summary — Accelerator Based Neutrino Project in Japan —

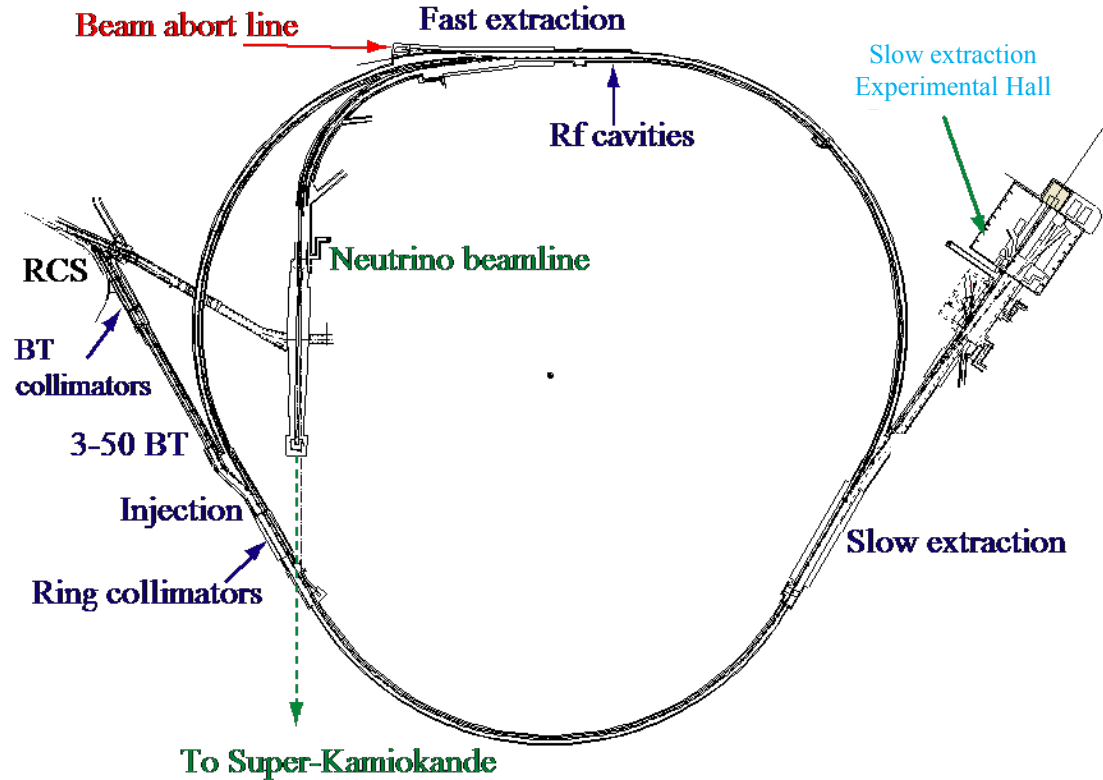
Takuya Hasegawa (KEK)

J-PARC Accelerator and Experimental Facility



Overview of MR

Circumference	1567.5 m
Repetition rate	0.3 Hz@Start Up
Injection energy	3 GeV
Extraction energy	30 GeV
Superperiodicity	3
h	9
No. of bunches	8
Transition γ	31.7(imaginary)
Typical tune	22.4, 20.8
Transverse emittance	
At injection	$\sim 54 \pi \text{mm-mrad}$
At extraction	$\sim 10 \pi \text{mm-mrad}$
Beam power	0.75MW



Three dispersion free straight sections of 116-m long:

- Injection and collimator systems
- Fast extraction (beam is extracted inside/outside of the ring) and RF cavities
 - inside: Neutrino Beamline (intense ν beam to SK located 295 km west)
 - outside: Beam abort line (at any energies when hardware failure occurs)
- Slow extraction
 - to Slow extraction Experimental Hall (K Rare decay, hyper nucleus..)

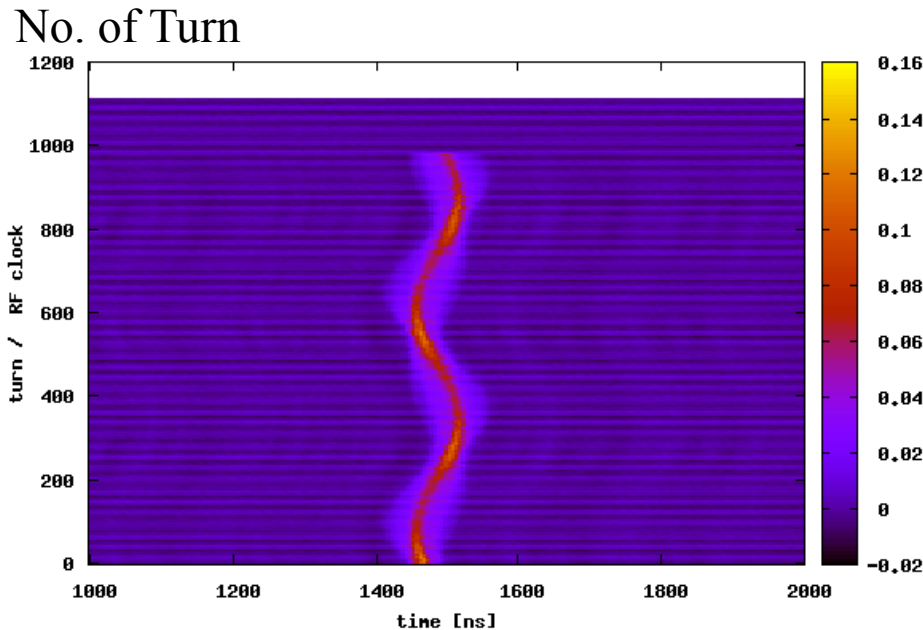
MR Commissioning

Brief History

- 19-May:
MR Commissioning with beam started
- 20-May:
3GeV closed orbit is established
- 22-May:
RF capture is established
(RF capture, 1000 turns with controlled beam dump)
- 23-May:
~1 hour operation with 3.64 sec cycle time
3GeV (RF capture), 4×10^{11} protons/bunch, single bunch
controlled abort after 1 sec
- 24-May:
First round commissioning finished
- 14~21-June:
Second round beam commissioning
various optics measurement/tuning has been done

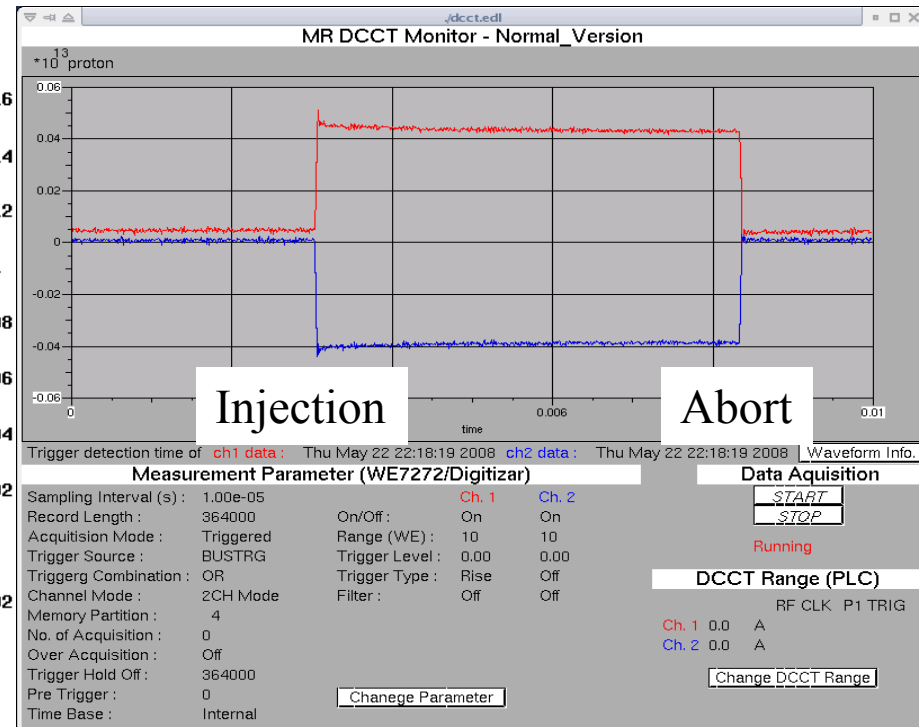
Snap Shot: First RF Capture

Synchrotron Oscillation Pattern



Relative Arrival timing for each turn

Beam Intensity as a Function of Time



LINAC/RCS as an Injector

Achievement Up to Now

- RCS 52.5kw equiv. operation for 4.5minutes
(Limited by the authorized capacity of beam dump)
 - RCS operation mode:
 4.4×10^{12} protons per bunch, single bunch, 25Hz
 - LINAC operation mode:
peak current 25mA, pulse width 120μsec, bunch length 560ns
- RCS 130kw equiv. operation for one pulse
 - RCS operation mode: $\sim 10\%$ of 1MW nominal intensity
 1.07×10^{13} protons per pulse, two bunches per pulse
 - LINAC operation mode:
peak current 25mA, pulse width 120μsec, bunch length 700ns


*Now intense study on painting injection(to avoid severe space charge effect) is underway

MR Schedule

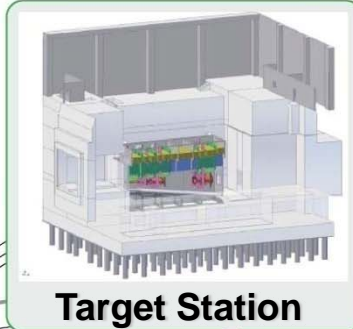
- **Intermission: July08-Nov08**
 - Install rest of the fast extraction devices
 - Install slow extraction devices
 - Various tuning/preparation for acceleration/extraction
- **Beam Commissioning: Dec08-Feb09**
 - Fast extraction system (for beam dump)
 - Acceleration to 30GeV
 - Slow extraction
- **Intermission: March09**
 - Integrate neutrino beam facility to other radiation restricted area
- **Beam Commissioning: Apr09-**
 - Neutrino beam facility commissioning with beam

*Doing best to provide $100\text{kw} \times 10^7\text{sec}$ proton power on target by summer 2010

The J-PARC Neutrino Beamline



Target-Horn System



Target Station



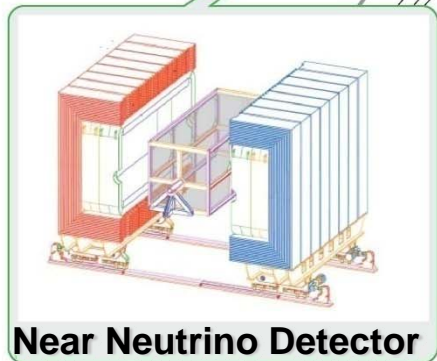
Preparation Section

295km to
Super-Kamiokande

Muon
Monitoring Pit

Final
Focusing
Section


100m



Near Neutrino Detector



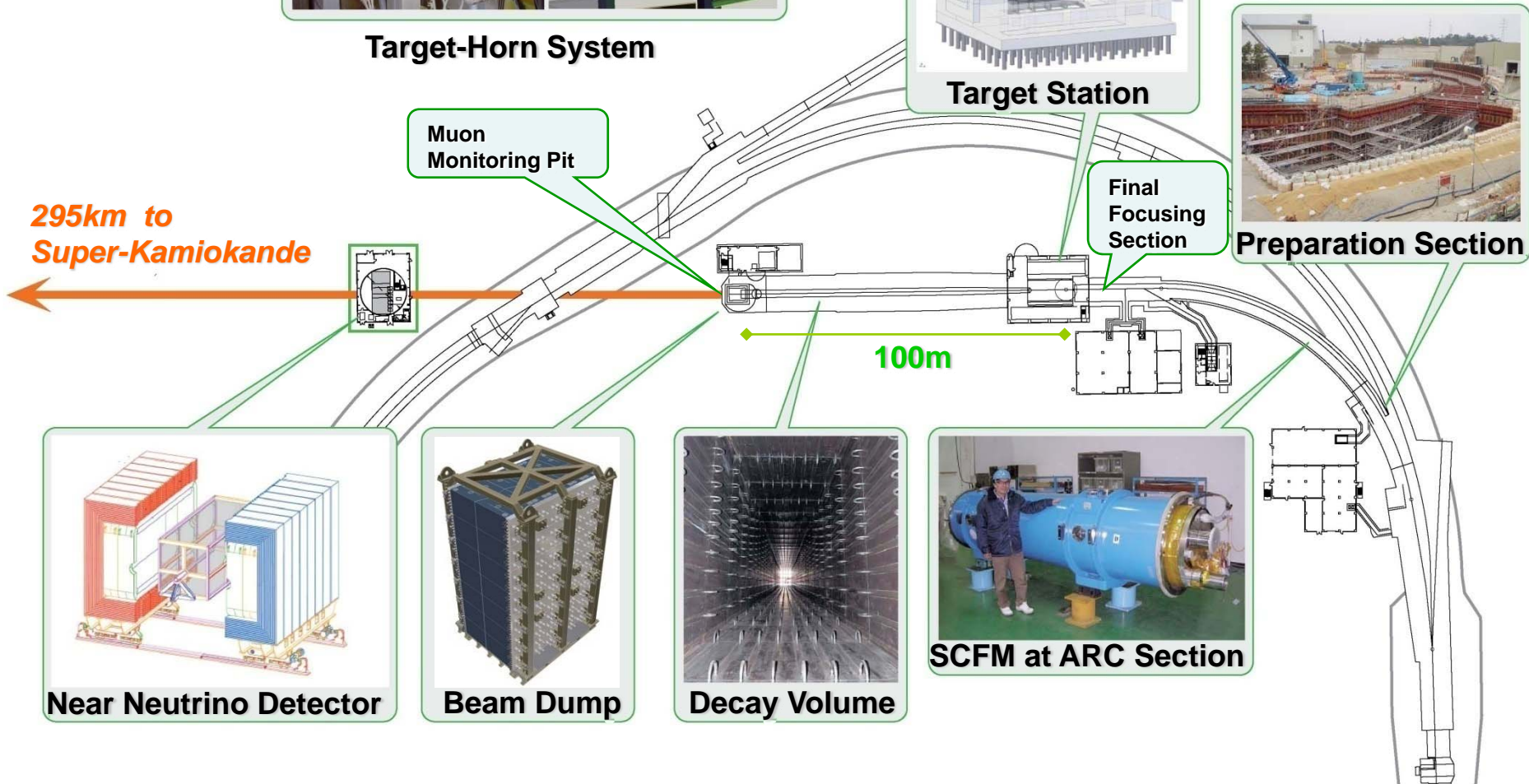
Beam Dump



Decay Volume



SCFM at ARC Section



Concept of J-PARC Neutrino Beamline

- **Preparation section:** matching beam optics to arc section
- **Arc section:** bending the beam $\sim 90^\circ$ to SK with superconducting combined function magnet
- **Final focus section:** matching beam optics to target (position and profile, level of mm control is necessary which correspond to 1mrad ν direction, also not to destroy target)
- **Graphite Target and Horn Magnet:** produce intense secondary π and focus them to SK (3horn system with 320kA pulse operation)
- **Muon Monitor:** monitor μ direction (= ν direction) pulse to pulse with measuring center of muon profile
- **On Axis Neutrino Monitor(INGRID):** monitor ν direction and intensity

*Tolerable up to ~ 2 MW beam power

Limited by temperature rise and thermal shock
(Al Horn , Graphite Target, Ti Vacuum Window)

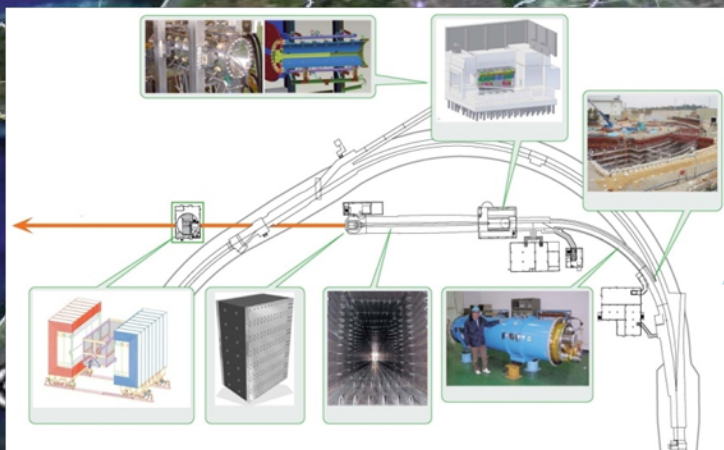

*Everywhere high radiation

Careful treatment of radioactive water and air (~ 10 GBq/3week)is necessary
Maintenance scenario of radio active beamline components is necessary

Status of the Neutrino Beamline

- Construction is on schedule
 - Primary beamline will be completed by Nov.
 - Commissioning w/o beam from Dec.-
 - Secondary beamline will be completed by Feb.
 - INGRID (Neutrino Direction/Intensity Monitor) will be installed in Feb.-Mar.
- Commissioning with Beam from April 1, 2009

T2K: The 1st Experiment with J-PARC Neutrino Beam



295km

J-PARC

T2K is aiming for the first results in 2010 with $100\text{kw} \times 10^7\text{sec}$ integrated proton power on target to unveil below CHOOZ limit with ν_e appearance

Primary Motivation of T2K

Discover $\nu_{\mu} \rightarrow \nu_e$ conversion phenomenon
prior to any other experiment in the world

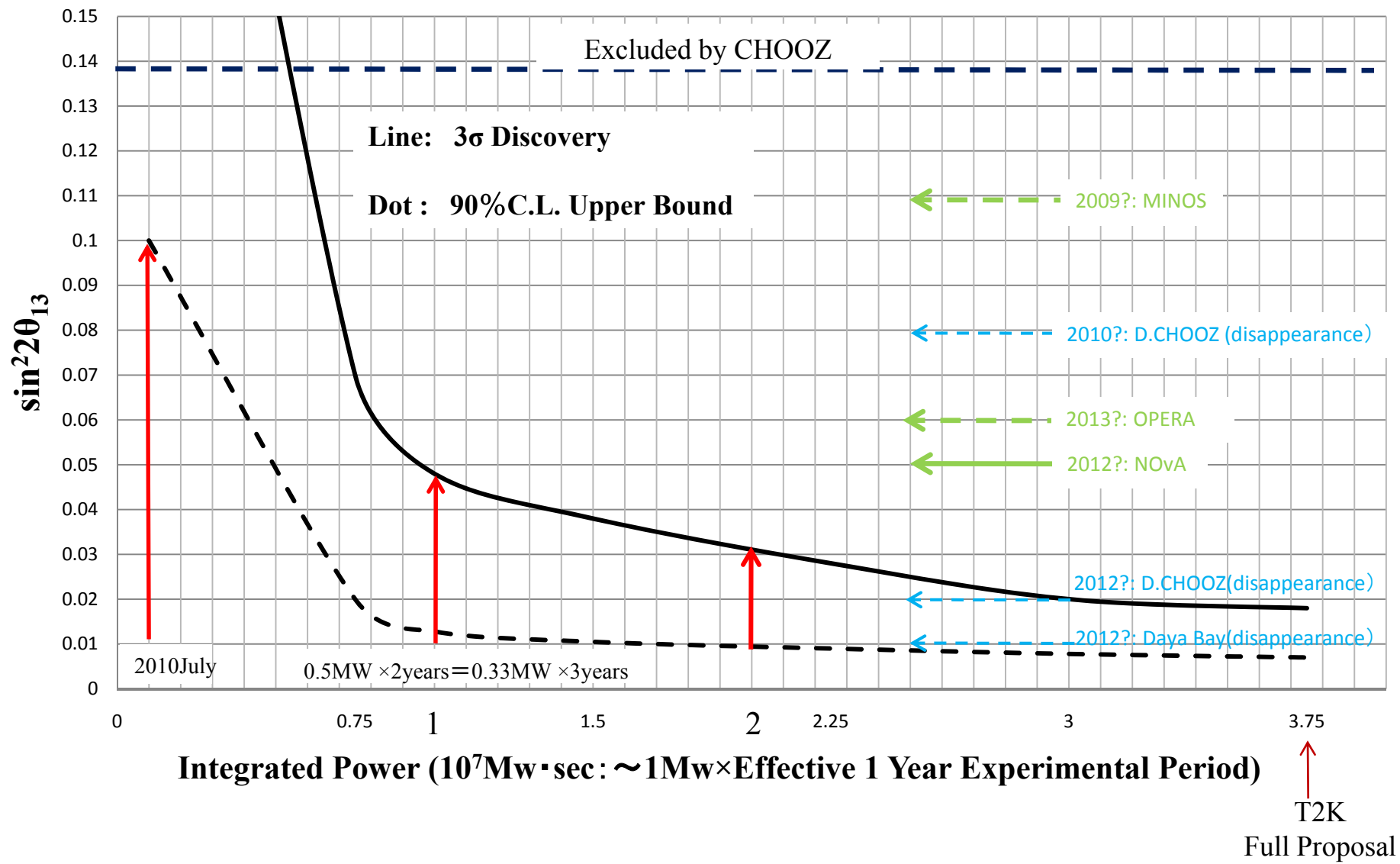
Conclude Lepton Flavor Mixing Structure

T2K Proposal Accepted by J-PARC PAC

“We request total integrated beam power larger than $0.75\text{MW} \times 15000\text{h}$ at any proton energies between 30 and 50 GeV. “

$$\begin{aligned} 15000 \text{ h} &= 5 \times 3000\text{h} \\ &\doteq 5 \times 10^7 \text{sec} \end{aligned}$$

T2K Discovery Potential on $\nu_\mu \rightarrow \nu_e$ as a Function of Integrated Power



Integrated power of $1 \sim 2\text{MW} \times 10^7$ seconds
is
a turning point to decide

Next Project utilizing J-PARC Neutrino Beam

Future Investment for the “Discovery” in ν Physics

If **Significant** ν_e Signal \rightarrow

Proceed Immediately to CP Violation Discovery

MUST: Improve ν Beam Intensity

MUST: Improve the Main(Far) Detector Quality

In terms of

Detector Technology, Volume and Baseline+Angle

Naturally, main neutrino detector
tends to be huge.

As a consequence, main neutrino detector gives
us rare and important opportunity to

Discover Proton Decay

Quest for the Origin of Matter Dominated Universe

- **Lepton Sector CP Violation**

- Search for CP violation in Neutrino Oscillation Process
 - Also examine mass hierarchy of neutrinos
 - Also examine matter effect in neutrino oscillation process

- **Proton Decay**

- $p \rightarrow \nu K$
- $p \rightarrow e \pi^0$

*Non-equilibrium environment in the evolution of universe is assumed

J-PARC to Somewhere
Long Baseline Neutrino Experiment
and
Nucleon Decay Experiment
with
Huge Volume Detector

Neutrino Intensity Upgrade

Quest for the Origin of Matter Dominated Universe

One of the Main Subject of
KEK Roadmap

T2K
(2009~)



Possible Timeline

	2008	2009	2010	2011	2012	2013	2014	2015	2016	2017
	4	4	4	4	4	4	4	4	4	4
Linac(400MeV)		?			?	→ 400MeV				
T2K										
MR Intensity Upgrade					?		?	→ 1.66MW		
Detector R&D										
Construction										

Future Investment for the “Discovery” in ν Physics

If **Significant** ν_e Signal \rightarrow

Proceed Immediately to CP Violation Discovery

MUST: Improve ν Beam Intensity

MUST: Improve the Main(Far) Detector Quality

In terms of

Detector Technology, Volume and Baseline+Angle

Possible MR Power Improvement Scenario

KEK Roadmap

	Day1 (up to Jul.2010)	Next Step	KEK Roadmap	Ultimate
Power(MW)	0.1	0.45	1.66	?
Energy(GeV)	30	30	30	
Rep Cycle(sec)	3.5	3-2	1.92	
No. of Bunch	6	8	8	
Particle/Bunch	1.2×10^{13}	$<4.1 \times 10^{13}$	8.3×10^{13}	
Particle/Ring	7.2×10^{13}	$<3.3 \times 10^{14}$	6.7×10^{14}	
LINAC(MeV)	181	181	400	
RCS	h=2	h=2 or 1	h=1	

After 2010, plan depends on financial situation

Item to be Modified from DAY1 toward High Intensity

- No. of Bunch in MR(6→8)
 - Fast Rise Time Extraction Kicker Magnet
- Increase Repetition Rate (3.5Sec→1.92Sec)
 - RF and Magnet Power Supply Improvement
- RCS h=1 Operation (longer beam bunch to decrease space charge effect)
 - RF Improvement
 - h=2: 2 bunches × 4cycle injection to MR
 - h=1: Single bunch with doubled no. of proton × 8cycle injection
- LINAC 400MeV Operation (avoid severe space charge effect at RCS injection)

Future Investment for the “Discovery” in ν Physics

If **Significant** ν_e Signal \rightarrow

Proceed Immediately to CP Violation Discovery

MUST: Improve ν Beam Intensity

MUST: Improve the Main(Far) Detector Quality

In terms of

Detector Technology, Volume and Baseline+Angle

Depend on how to approach Lepton Sector CP Violation

Lepton Sector CP Violation

$$\begin{pmatrix} \nu_e \\ \nu_\mu \\ \nu_\tau \end{pmatrix} = \begin{pmatrix} c_{12}c_{13} & c_{13}s_{12} & e^{-i\delta}s_{13} \\ -s_{12}c_{23} - e^{-i\delta}c_{12}s_{13}s_{23} & c_{12}c_{23} - e^{i\delta}s_{12}s_{13}s_{23} & c_{13}s_{23} \\ -e^{i\delta}c_{12}s_{13}c_{23} + s_{12}s_{23} & -e^{i\delta}s_{12}s_{13}c_{23} - c_{12}s_{23} & c_{13}c_{23} \end{pmatrix} \begin{pmatrix} \nu_1 \\ \nu_2 \\ \nu_3 \end{pmatrix}$$

Effect of CP Phase δ appear as

- ν_e Appearance Energy Spectrum Shape

- *Peak position and height for 1st, 2nd maximum and minimum

- *Sensitive to all the non-vanishing δ including 180°

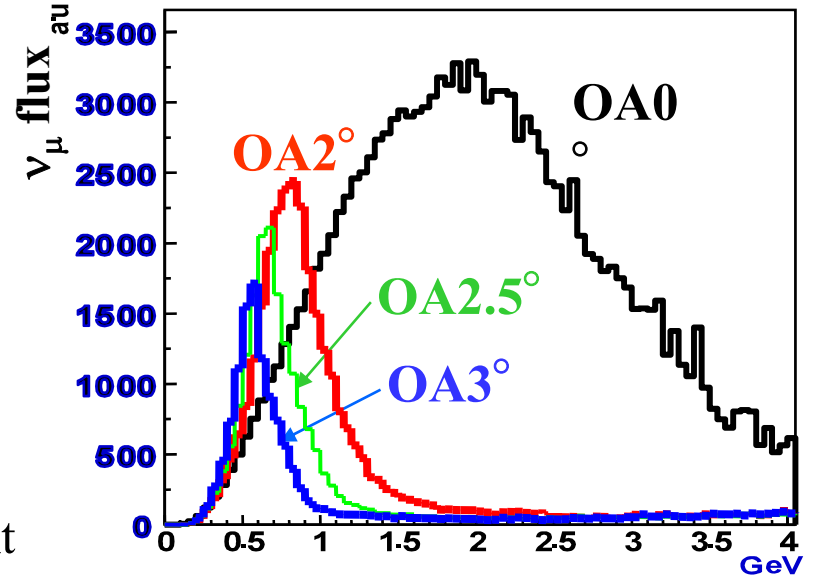
- Difference between ν_e and $\bar{\nu}_e$ Behavior

Angle and Baseline

- Angle w.r.t On-Axis

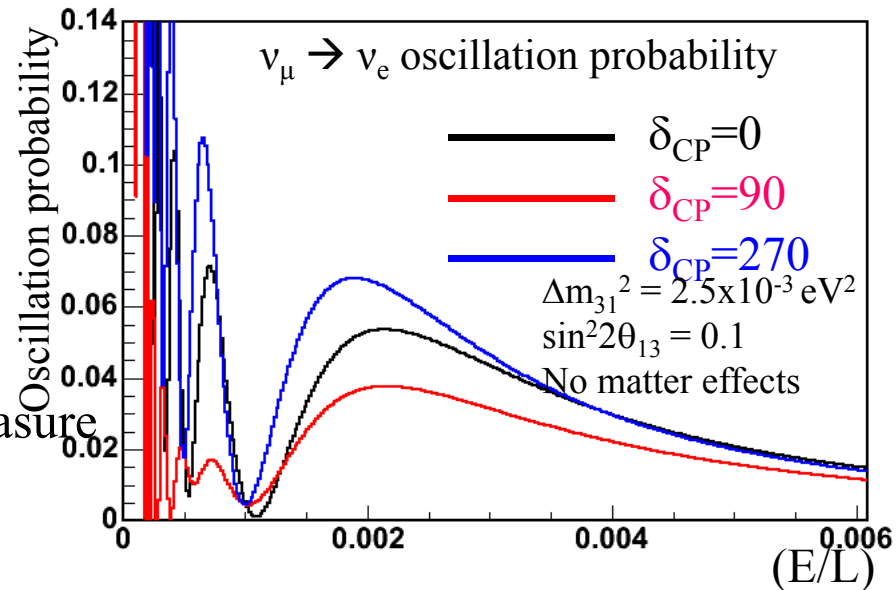
- On-Axis: Wide Energy Coverage,
 - Energy Spectrum Measurement
 - × Control of π^0 Background
- Off-Axis: Narrow Energy Coverage,
 - Control of π^0 Background
 - × Energy Spectrum Measurement

→ Counting Experiment



- Baseline

- Long:
 - 2nd Osc. Max. at Measurable Energy
 - × Less Statistics
 - ? Large Matter Effect
- Short:
 - High Statistics
 - × 2nd Osc. Max. Too Low Energy to Measure
 - ? Less Matter Effect



Three Possible Scenario Studied at NP08 Workshop



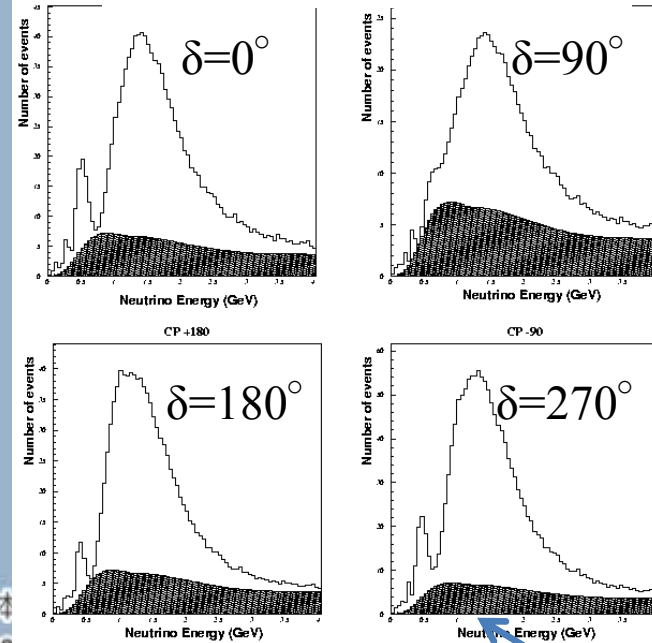
NP08 is **The 4th International Workshop on Nuclear and Particle Physics at J-PARC**

<http://j-parc.jp/NP08>

Scenario 1

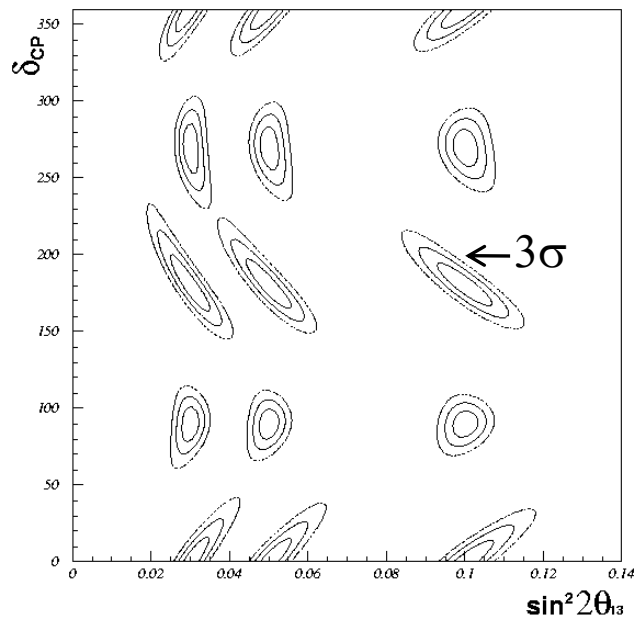
ν_e Spectrum

$\sin^2 2\theta_{13} = 0.03$, Normal Hierarchy



- Cover 1st and 2nd Maximum
- Neutrino Run Only 5Years \times 1.66MW
- 100kt Liq. Ar TPC
 - Good Energy Resolution
 - Good e/π^0 discrimination
- Keeping Reasonable Statistics

CP Measurement Potential



Okinoshima

658km
0.8deg. Off-axis

Beam ν_e
Background

Scenario 2

- Cover 1st Maximum Only
- 2.2 Years Neutrino + 7.8 Years anti-Neutrino Run 1.66 MW
- 540 kt Water Cherenkov Detector

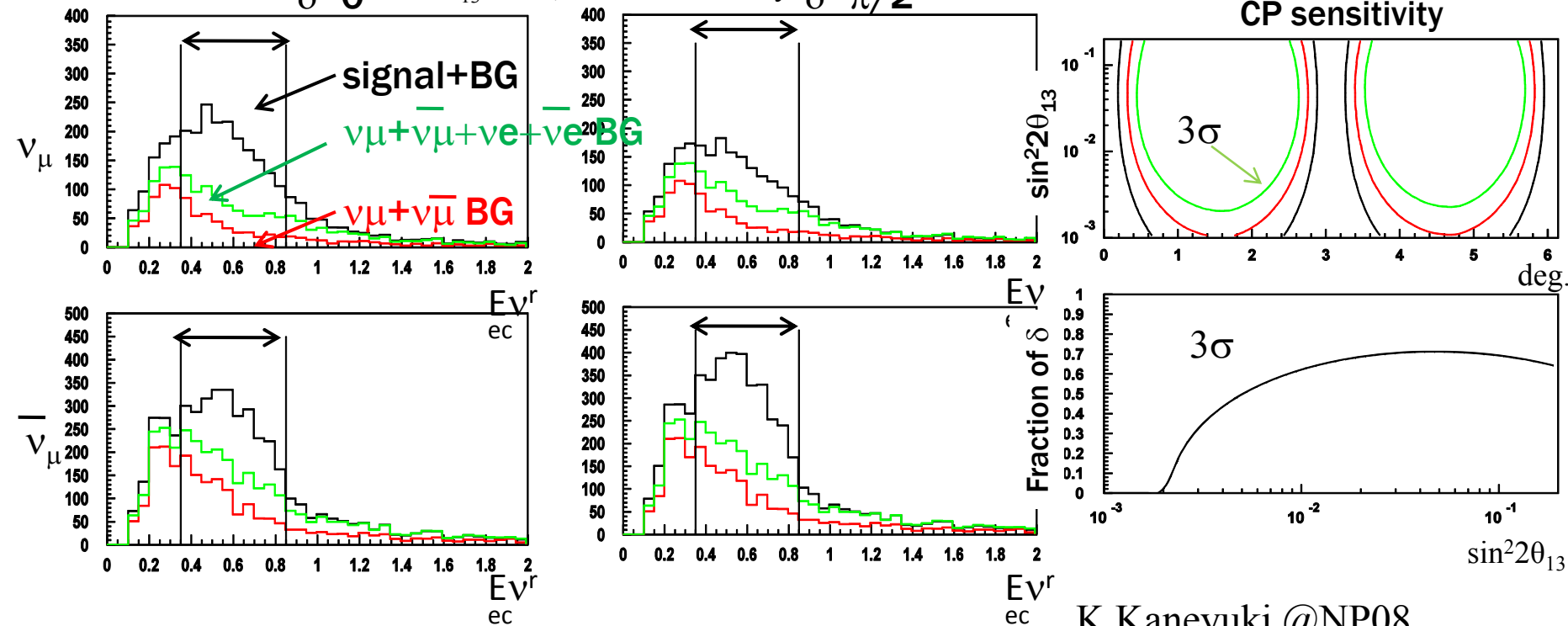
Kamioka

Tokai

295 km
2.5 deg. Off-axis
 $\langle E_\nu \rangle \sim 0.6 \text{ GeV}$

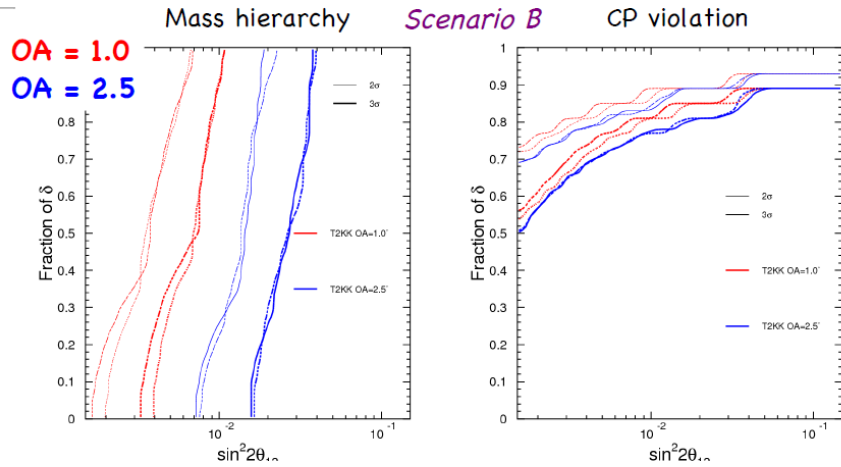
$\delta=0$ $\sin^2 2\theta_{13}=0.03$, Normal Hierarchy $\delta=\pi/2$

CP sensitivity

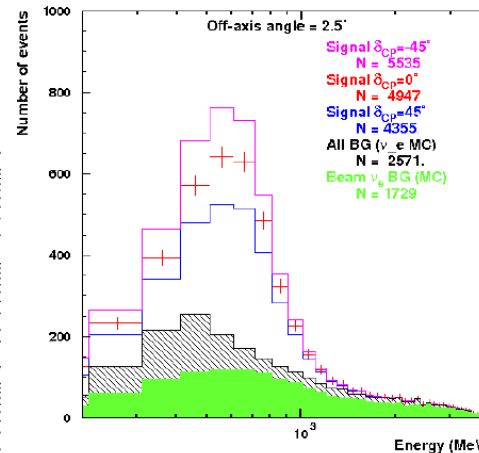


Scenario 3

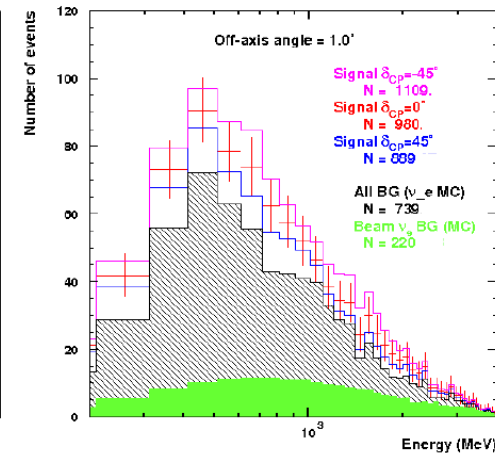
- Cover 2nd Maximum @ Korea
 - Cover 1st Maximum @ Kamioka
 - 5Years ν +5Years $\bar{\nu}$ Run 1.66MW
 - 270kt Water Cherenkov Detector each
- @ Korea, Kamioka



Spectrum at Kamioka



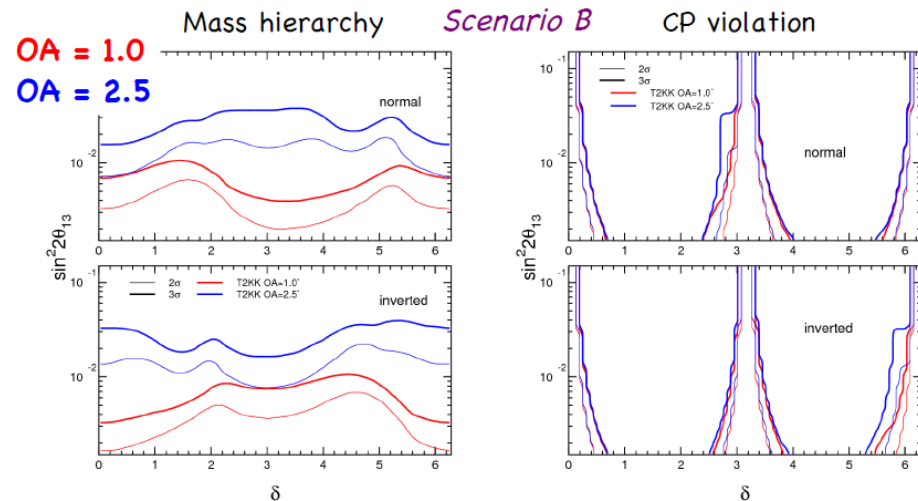
Spectrum at Korea 1.0° OA



$\sin^2(2\theta_{13})=0.04$, neutrino, normal hierarchy, Scenario B

F.Dufour@NP08

(study is initiated by M.Ishitsuka et. al. hep-ph/0504026)



Comparison of Each Scenario

	Scenario 1 Okinoshima	Scenario 2 Kamioka	Scenario 3 Kamioka Korea
Baseline(km)	660	295	295 & 1000
Off-Axis Angle(°)	0.8(almost on-axis)	2.5	2.5 1
Method	ν_e Spectrum Shape	Ratio between $\nu_e \bar{\nu}_e$	Ratio between 1 st 2 nd Max
Beam	5Years ν_μ , then Decide Next	2.2 Years ν_μ , 7.8 Years $\bar{\nu}_\mu$	5 Years ν_μ , 5 Years $\bar{\nu}_\mu$
Detector Tech.	Liq. Ar TPC	Water Cherenkov	Water Cherenkov
Detector Mass (kt)	100	2 × 270	270+270

Study is continuing to seek for optimum choice

Additional Requirement for Far Detector Optimization

- Proton Decay Discovery Performance
- Realization of the Huge Detector
 - Test of the key components
 - Experimentally prove the detector performance
 - If small scale prototype is necessary, this prototype should be the good indicator for Huge Detector Performance (size, key component)
 - Test with the beam is important

*KEK started R&D for Huge Liq. Ar TPC

Accelerator Based Neutrino Project in Japan

	K2K	T2K	3 rd Generation Exp. (KEK Roadmap)
High Power Proton Synchrotron	KEK PS 12GeV 0.005MW Existing	J-PARC MR 30GeV up to 0.75MW Brand New	J-PARC MR 30GeV 1.66MW Technically Feasible Upgrade
Neutrino Beamline	K2K Neutrino Beamline Brand New	J-PARC Neutrino Beamline Brand New	J-PARC Neutrino Beamline Existing
Far Detector	Super Kamiokande Existing at KAMIOKA	Super Kamiokande Existing at KAMIOKA	Brand New -Detector Technology ? -Place ? (Angle and BaseLine)
1 st Priority Physics Case	Neutrino Oscillation ν_μ Disappearance	Neutrino Oscillation $\nu_\mu \rightarrow \nu_e$	Lepton Sector CP Violation + Proton Decay Search

Able to concentrate on Far Detector issue toward the 3rd Generation Experiment after T2K startup

Summary

Accelerator Based Neutrino Project in Japan

Short Term

- Beam commissioning of J-PARC MR has started May-2008
- Construction of J-PARC Neutrino Beamline is on time
Commissioning will start in April-2009
- T2K is aiming for the first results in 2010 with $100\text{kw} \times 10^7\text{sec}$ integrated proton power on target to unveil below CHOOZ limit with ν_e appearance

Mid Term

- T2K data with $1\text{-}2\text{MW} \times 10^7\text{sec}$ integrated proton power on target will provide critical information on θ_{13} , which guides the future direction of the neutrino physics
- KEK Roadmap MR power improvement plan for 1.66MW
- Submit proposal
“J-PARC to Somewhere Long Baseline Neutrino Experiment and
Nucleon Decay Experiment with Huge Detector”
and construct Huge Detector

Long Term

- Discovery of CP violation in Lepton Sector (also Proton Decay)